



Empowering Family Members to be Their Child's Best Teacher



Frog Street Pre-K at Home is an online, interactive program designed to engage children in active learning at home, support families and provide an engaging instructional tool for educators.

Hands-On Family Activities

Frog Street Pre-K at Home is organized into nine easy-to-follow thematic units with daily intentional lessons, adapted from the Frog Street classroom curriculum. Engaging activities guide learning experiences throughout the day using easy-to-find household items and online resources provided in the Frog Street Portal.

Read-Aloud Videos

Each week of instruction includes a recorded video of a Read-Aloud lesson featuring one of the books from the Frog Street Pre-K Literature Library. Children are actively engaged while listening to the story and asked to participate by applying story concepts to their own lives.

Music and Movement

Frog Street Pre-K at Home includes opportunities for "active" screen time (rather than passively watching) by inviting children to participate in music and movement activities that stimulate brain function and increase attention.

"How-to" Videos

Frog Street Pre-K at Home includes a library of short videos that offer insights and specific strategies for increasing children's growth and development.

If You're Surprised	Storytime	Absorbing Water
<p>Listen to "If You're Surprised and You Know It." There are many ways to express a feeling or emotion. Say: Sometimes you shout or laugh or stomp to show how you feel. But you can also use words. After you sing the song, ask: What would make you feel surprised? Click image for lyrics.</p> 	<p>Watch the read-aloud video Feelings Are Real with your child. Say the sentence that repeats in the story each time Mrs. Ebel reads it: (I'm learning to deal with the way I feel.) After the story, have your child give examples of how he or she deals with feelings.</p> 	<p>Show your child a tissue and talk about ways it might be used. A tissue can absorb (soak up) the water. Sprinkle a drop of water on a plate. Give your child a tissue to absorb the water. Have your child experiment using other materials (paper towel, sponge, plastic spoon) to see what will and will not absorb water. Discuss experiment results.</p> 

Frog Street Pre-K at Home offers a complete learning plan with daily intentional lessons to help parents be their child's best teacher! Activities support essential learning domains, including social-emotional, literacy and math. Available in English and Spanish.

Week 4

Start Day 1 Day 2 Day 3 **Day 4** Day 5

We Wish You Well


Teach your child to show empathy and caring for others. Support family members who are having a difficult day or send positive thoughts to someone far away. Ask: What wish would you make for Gram? (or Uncle Paulo or Cousin Grace?) Put your hands over your hearts and repeat the chant together.

We wish you well.
We wish you well.
All through the day
We wish you well.

Daily Message

I feel frightened.

1. Say the sentence.
2. Write the sentence as your child recalls each word.
3. Trace the letter t with your finger as you say: pull down, slide across. Tell your child the letter name.
4. Have your child use a finger to trace the letter t and say its name. Repeat the steps with the lowercase l.




My Journal

Help your child open the journal cover to the first page and turn to the next blank page. Have your child use **writing tools** to illustrate a feeling. Help label the drawing using your child's own words.


If You're Surprised

Listen to "If You're Surprised and You Know It." There are many ways to express a feeling or emotion. Say: Sometimes you shout or laugh or stomp to show how you feel. But you can also use words. Ask: What would make you feel surprised? Click image for lyrics.




Storytime

Watch the read-aloud video **Feelings Are Real** with your child. Say the sentence that repeats in the story each time Mrs. Ebel reads it. (I'm learning to deal with the way I feel.) After the story, have your child give examples of how he or she deals with feelings.



Absorbing Water

Show your child a **tissue** and talk about ways it might be used. A tissue can absorb (soak up) the water. Sprinkle a drop of water on a **plate**. Give your child a tissue to absorb the water. Have your child experiment using other materials (**paper towel, sponge, plastic spoon**) to see what will and will not absorb water. Discuss experiment results.



If you are looking for instruction to support virtual or blended learning environments, Frog Street Pre-K at Home is the ideal solution!

Semana 4

Inicio Día 1 Día 2 Día 3 **Día 4** Día 5

Que te sientas mejor

Enseñe a su hijo a mostrar empatía y preocuparse por los demás. Apoyen a los miembros de la familia que tengan un día difícil o envíen pensamientos positivos a alguien que está lejos. Pregunte: ¿Qué le desearias a tu abuelita? (o al tío Paulo o a la prima Gracia?) Pónganse las manos sobre el corazón y repitan el cántico juntos.

Que te sientas mejor que te sientas mejor durante todo el día te deseamos lo mejor.

Mensaje diario

Ulises está asustado.

1. Diga la oración. Escriba la oración mientras su hijo le recuerda cada palabra.
2. Escriba una U mayúscula y una u minúscula en el papel, debajo de la oración.
3. Diga a su hijo que la letra Uu hace el sonido /u/ como en uvas. Hagan como si estuvieran recogiendo y comiendo uvas.
4. Pida a su hijo que busque la letra Uu en la oración.




Mi diario

Ayude a su hijo a abrir la cubierta de su **diario** y a buscar la primera página en blanco. Pida a su hijo que use los **útiles para escribir** para ilustrar un sentimiento. Ayude a rotular el dibujo usando las palabras de su hijo.



Te sorprende

Hay muchas maneras de expresar un sentimiento o emoción. Diga: Algunas veces gritas, ríes o pisas fuerte para demostrar cómo te sientes. Pero también puedes usar palabras. Pida a su hijo que haga como si estuviera sorprendido, que se imagine una acción que exprese ese sentimiento y que le muestre esa acción. Pregunte: ¿Qué haría que te sientas sorprendido?



Hora del cuento

Mire con su hijo el video de lectura en voz alta **Los sentimientos son reales**. Diga la oración que se repite en el cuento cada vez que la Sra. Ebel la lee. (Estoy aprendiendo a controlar la manera en que me siento). Después de leer el cuento, pida a su hijo que le dé ejemplos de cómo él controla sus sentimientos.



Absorber agua

Muestre a su hijo un **pañuelo de papel** y hablen sobre las maneras en que podría usarse. Un pañuelo de papel puede absorber agua. Salpique unas gotas de agua en un **plato**. Entregue a su hijo un pañuelo de papel para absorber el agua. Pídale que experimente con otros materiales (**lana de papel, esponja, cuchara de plástico**) para ver cuál absorbe o no absorbe agua. Hablen sobre los resultados del experimento.



To learn more, visit frogstreet.com/talk-to-frog-street/