



Build The Learning Potential Of Pre-K Children Through The Power Of Reading

The Frog Street Early Literacy Library at Home program for families includes 35 engaging literacy titles that caregivers can enjoy with their children to learn new vocabulary, improve comprehension and create a powerful home-to-school connection! The books in this collection (*available in English and Spanish*) are from Frog Street curriculum used in early childhood classrooms everywhere!



The 35 books that make up the Early Literacy Library at Home program come in a convenient Frog Street string backpack for easy transport and storage.

While Supplies Last!
EARLY LITERACY LIBRARY AT HOME
now available for as little as 86¢ per book



The time spent reading with a child will reap benefits long into the future!

The inside front and back covers of each book include ideas to help make the most of enjoying the story together. Suggestions for discussion and questions to ask the child about the story are included to encourage higher-order thinking and comprehension.

Before You Read


Before you read, talk about the book cover (title and picture). This will prepare your child to better understand and enjoy the story.

Preview and Predict

- Point to the words as you read the title. Point to the green iguana and say: *This book is about an unusual pet called an iguana.*
- The title of the book, *Sara Sidney's Runaway Adventure*, and the picture on the cover give us clues about the story. Ask: *What do you think is going to happen to Sara Sidney in our story? Why do you think that?*

Did You Know?

The pet in this book is an iguana named Sara Sidney. An iguana is a huge lizard. In the wild it lives mostly in trees. It can grow to be six feet long and weigh about 20 pounds. It has soft spines along its back, a hanging fold of skin under its chin, and a very long tail. On the back cover of the book is a photograph of the real Sara Sidney. Ask: *Would you like to have an iguana for a pet? Why or why not?*



After You Read

After you read, review the story, ask questions, and connect the story to your child's experiences, thoughts, and feelings.

Pages 2-3 The people or animals in a story are called "characters." Ask: *How many characters do you see? Can you tell me who they are?*



Page 4 One of the pet sitter's jobs was feeding Sara Sidney. Point to the plate of food. Ask: *What does Sara Sidney like to eat? Which of these foods do you like to eat?*

Pages 8-9 Ms. Cravets is thinking. Ask: *What is she thinking about? Why is Sara holding a leash? Is that a clue?*

Pages 14-15 Everyone is running! Ask: *Why are they running? Where is Sara Sidney?*

When Sara was upset, the cricket's cheerful song helped her calm down. Ask: *What helps you calm down when you are upset?*

Children will love hearing the same story over and over again. Each time you read the story, choose different ideas to talk about using the information on the inside front and back cover of the books. A handy checklist is also provided to keep track of the books you have read together.



frogstreet EARLY LITERACY LIBRARY At Home

Dear family,

Your backpack includes 4 books that you can enjoy reading with your child. Reading helps your child learn new words, vocabulary and understand new ideas.

The inside front and back covers of each book include special ideas to help you and your child make the most of enjoying the story together. Each book offers suggestions for discussion and questions to ask your child before and after you read the book.

It's easy to get started!

All in a comfortable position on both you and your child can see the book's words and pictures.

Introduce the book by choosing one or more ideas from the inside front cover of the book to talk about with your child BEFORE you read the story.

Read the story. Sometimes, you might want to show your finger under the letters as you read. Teach your child to look for the pages. Bring the story to life using sound effects or special voices for characters.

ATTEND to what the story, choose one or more questions to ask your child as you discuss the inside back cover of the book.

You did it! Now hear the story over and over! Each time you read the chosen ideas to talk about using the information on the inside front and back covers. Use the checklist on the back of the book to keep track of the books you have read together.

Did You Know?

Ask: *What does the power I found on the back tell us about learning potential early by reading books together?*

frogstreet

Place a checkmark in a box beside a book title each time you read that book with your child. Aim to read each book at least three times over the course of your reading journey.

I Built! Create!

Can You See the Shapes?
 Machines, Large and Small
 The Do-Nothing Machine
 Doves!

Things that Move

Our Machines
 Can You Hear them? What?
 Cream Is Coming to My House!
 Mysterious Movers

Animals

Farm Animals
 Welcome to the Farm!
 The Frog
 Trip Mode
 In the Car!

Changes



Cristina and the World
 A Trip to the Park
 A Change of Seasons
 The Great Changes

Stories and Rhymes

Little Red
 The Frog House
 The Rooster Who Went to the Market

Happy Re!

The Welcome Letter with reading tips and a handy checklist is available in English and Spanish.



frogstreet

BIBLIOTECA DE LECTORES/LETRADA EN CASA

Estimada familia:

Su misión es leer con su hijo o hija. Este libro le ayudará a leer con su hijo o hija y a disfrutar de los libros de la biblioteca de la casa.

El interior de la tapa y la contraportada de los libros tienen ideas para discutir con su hijo o hija antes de leer el libro. Estas ideas ayudan a los niños a comprender mejor el libro.

Responde a las preguntas que se encuentran en el interior de la tapa de los libros. Estas ideas ayudan a los niños a comprender mejor el libro.

Una vez que lea, pregunte a su hijo o hija sobre el libro. Pregunte a su hijo o hija sobre el libro. Pregunte a su hijo o hija sobre el libro.

¡CÓMPLETE de leer el cuento, escuche una canción y pregunte a su hijo o hija sobre el libro. Pregunte a su hijo o hija sobre el libro. Pregunte a su hijo o hija sobre el libro.

A su hijo o hija preguntarle de el cuento cuando sea posible. Cuando lea, pregunte a su hijo o hija sobre el libro. Pregunte a su hijo o hija sobre el libro. Pregunte a su hijo o hija sobre el libro.

¡Feliz lectura!

frogstreet

Cada vez que lees un libro, ponemos una marca de verificación (checkmark) en uno de los cuadros que están justo al final. ¡Preguntamos por cada libro que lees para tener un registro de tu progreso de la lectura!

¿Puedo construir? ¿Puedo crear?

¿Puedo construir?
 ¿Puedo crear?

Cosas que se mueven

¿Puedo mover?
 ¿Puedo crear?

Los animales

¿Puedo mover?
 ¿Puedo crear?

Cambios

¿Puedo mover?
 ¿Puedo crear?

¡Feliz lectura!



Contact Frog Street to learn more and bring the Early Literacy Library at Home program to your families today!